



PROTECTION OF VALUES AT HOME AND IN THE OFFICE

# GRIFONE



## Security level:

Class S1 according to EN 14450

Suitable for the storage of:

- gun
- ammunition
- office documents, office equipment
- valuables

**Body:** single-walled body

**Door:** multi-walled door construction

**Locking:** 4-way locking bolt system - incl. overlapping profile on the hinge side

## Standard option

**Lock:** high security key lock I class VdS with two keys (65 mm)

**Boltwork handle:** handle, protruding 35 mm

**Hinges:** internal





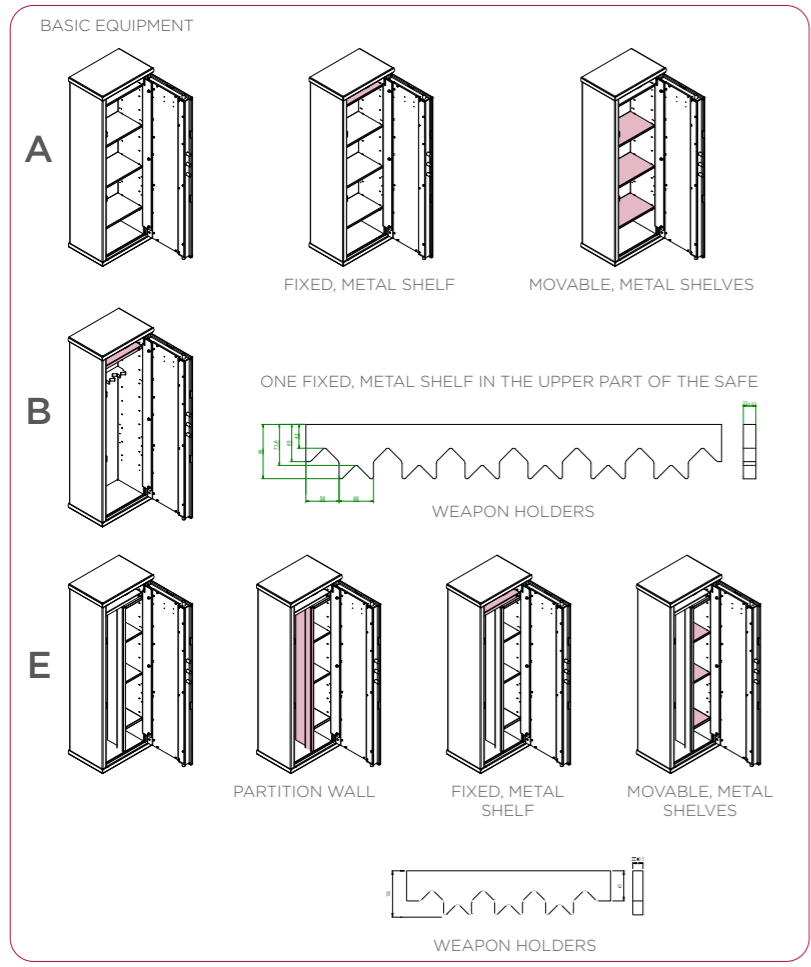
**Door opening angle:** 90°

**Mounting holes:** 1 hole in the floor and 2 on the backwall



# GRIFONE

Article	Basic equipment			Outer dimensions (mm)			Inner dimensions (mm)			Door light (mm)		Dimensions of the display window (mm)		Weight (kg)	Anchoring number	Number of shelves fixed / movable	Weapon holders - amount and color	Body colors	Inner carpet color	Lock	Handle Type and color		
	A	B	E	Height	Width	Depth	Height	Width	Depth	Height	Width	Height	Width										
M1503331B		B		1500	330	310	1480	285	225	1397	178	-	x	-	88	1/2	1	-	5	BLACK	Red	Key	Sublimation nut
M1503331BS		B		1500	330	310	1480	285	225	1397	178	-	x	-	88	1/2	1	-	5	Sublimation nut	Green	Key	Sublimation nut
M1505034A	A			1500	525	350	1480	475	260	1397	373	-	x	-	126	1/2	1	3	-	BLACK	Red	Key	Sublimation nut
M1505034AS	A			1500	525	350	1480	475	260	1397	373	-	x	-	126	1/2	1	3	-	Sublimation nut	Green	Key	Sublimation nut
M1505034B		B		1500	525	350	1480	475	260	1397	373	-	x	-	121	1/2	1	-	8	BLACK	Red	Key	Sublimation nut
M1505034BS		B		1500	525	350	1480	475	260	1397	373	-	x	-	121	1/2	1	-	8	Sublimation nut	Green	Key	Sublimation nut
M1505034E			E	1500	525	350	1480	475	260	1397	373	-	x	-	133	1/2	1	3	4	BLACK	Red	Key	Sublimation nut
M1505034ES			E	1500	525	350	1480	475	260	1397	373	-	x	-	133	1/2	1	3	4	Sublimation nut	Green	Key	Sublimation nut



**REMARKS:**

- \* back wall not sublimated
- \*\* the carpet is located on the back wall and at the bottom

**REMARKS CONCERNING THE SAFE ANCHORING TO THE BACK WALL:**  
The whole back wall is lined with the carpet - in order to anchor the safe to the wall, the carpet has to be notched or debonded

! All information concerning weight, color and dimensions are noncommittal and subject to errors and changes. Minor deviations are conditional on the production process. Technical changes, modifications and printing errors reserved. Safes may be top-heavy, during commissioning, please exercise appropriate caution in accordance with the installation guide. Pictograms are not technical description of the product.