



PROTECTION OF VALUES AT HOME AND IN THE OFFICE

K-KL



Suitable for the storage of

- 🔫 long, short weapons
- 🔫 ammunition
- 📄 documents

Body: single-walled body

Door: double-walled door construction

Locking: 3-way locking bolt system - incl. overlapping profile on the hinge side

Standard option

Lock: cabinet secured with a three-point key lock
(comes standard with two 65 mm keys)

Hinges: internal



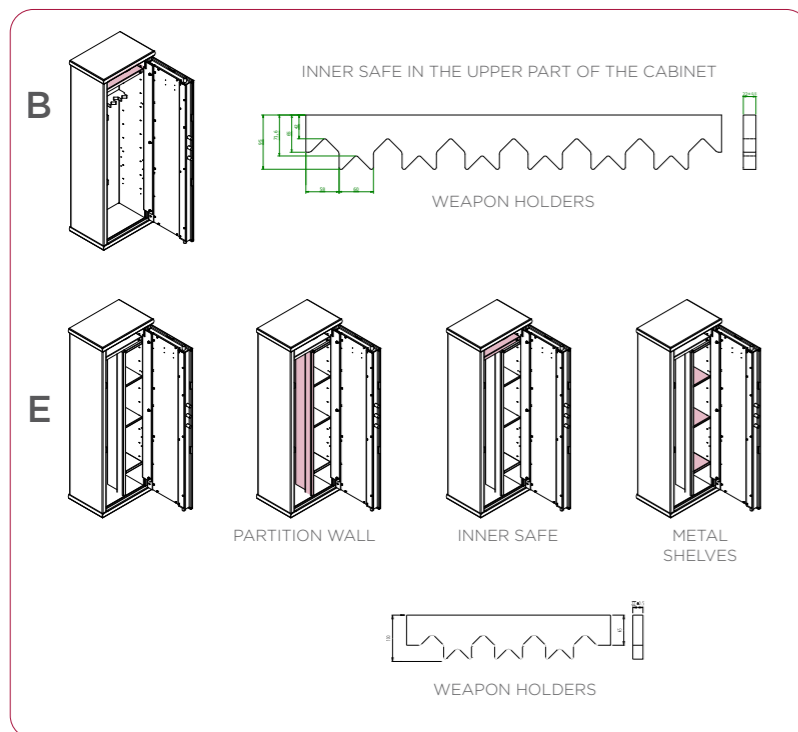
Door opening angle: 90°

Mounting holes: 1 hole in the floor and 4 on the backwall



K-KL

Article	Article title	Basic equipment		Outer dimensions (mm)			Inner dimensions (mm)			Door light (mm)		Weight (kg)	Anchoring number	Number of shelves fixed / movable	Weapon holders - amount and color	Body colors	Inner carpet color	Lock	
		B	E	Height	Width	Depth	Height	Width	Depth	Height	Width								
50300.00	K5	B		1494	337	291	1300	315	225	1253	200	42	1/4	-	-	5	BLACK		
50300.01	KL5	B		1494	337	291	1300	315	225	1253	200	42	1/4	-	-	5	Sublimation nut		
50301.00	K10	B		1494	465	366	1300	440	290	1253	295	57	1/4	-	3**	10	BLACK		
50301.01	KL10	B		1494	465	366	1300	440	290	1253	295	57	1/4	-	3**	10	Sublimation nut		
50301.10	K10E	E		1494	465	366	1300	440	290	1253	295	57	1/4	3*	3**	5	BLACK		
50301.11	KL10E	E		1494	465	366	1300	440	290	1253	295	57	1/4	3*	3**	5	Sublimation nut		



REMARKS:

- * fixed shelves, located on the right side of the partition
- ** adjustable shelves, located on the cabinet door
- *** the rear wall of the safe is not powder-coated
- **** the cabinet bottom is lined

! Weights, colors, and dimensions are not binding. We reserve the right to make technical changes to weights, dimensions, and colors. Deviations in weight, color, and dimensions depend on production conditions. When transporting and installing safes that pose a risk of tipping over, strictly follow the installation and operating instructions. Pictograms are not a technical description of the product.