



PROTECTION OF VALUES AT HOME AND IN THE OFFICE

PANDA



Security level:

Class S2 according to EN 14450

Suitable for the storage of:

- gun
- ammunition
- office documents, office equipment
- valuables

Body: double-walled body

Door: multi-walled door construction

Locking: 4-way locking bolt system - incl. overlapping profile on the hinge side

Standard option

Lock: high security key lock I class VdS with two keys (65 mm)

Boltwork handle: handle, protruding 35 mm

Hinges: internal




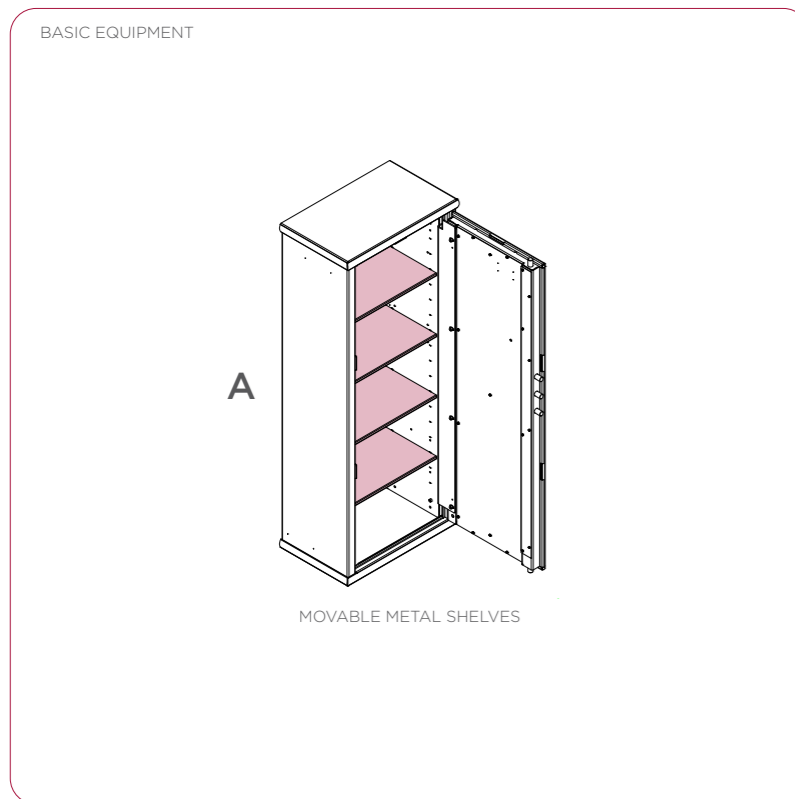
Door opening angle: 90°

Mounting holes: 2 holes in the floor and 2 on the backwall



PANDA

Article	Basic equipment			Outer dimensions (mm)			Inner dimensions (mm)			Door light (mm)		Dimensions of the display window (mm)		Weight (kg)	Anchoring number	Number of shelves fixed / movable	Weapon holders - amount and color	Body colors	Inner carpet color	Lock	Handle Type and color		
	A	B	E	Height	Width	Depth	Height	Width	Depth	Height	Width	Height	Width										
M1026540A	A			1000	675	413	946	594	322	883	510	-	x	-	150	2/2	-	2	-	BLACK	Red	Key	Sublimation nut
M1026540AS	A			1000	675	413	946	594	322	883	510	-	x	-	150	2/2	-	2	-	Sublimation nut	Green	Key	Sublimation nut
M1726540A	A			1700	674	413	1647	594	322	1582	510	-	x	-	219	2/2	-	4	-	BLACK	Red	Key	Sublimation nut
M1726540AS	A			1700	674	413	1647	594	322	1582	510	-	x	-	219	2/2	-	4	-	Sublimation nut	Green	Key	Sublimation nut
M1921245A*	A			1900	1220	463	1842	1130	373	1783	1028	-	x	-	407	2/2	-	4	-	BLACK	Red	Key	Sublimation nut
M1921245AS*	A			1900	1220	463	1842	1130	373	1783	1028	-	x	-	407	2/2	-	4	-	Sublimation nut	Green	Key	Sublimation nut



REMARKS:

- * 2-door
- ** back wall not sublimated
- *** the carpet is located on the back wall, side walls and at the bottom

REMARKS CONCERNING THE SAFE ANCHORING TO THE BACK WALL:
The whole back wall is lined with the carpet - in order to anchor the safe to the wall, the carpet has to be notched or debonded